

**Performance Series 2-Channel
Amplifier Kit For 2006-2013
Harley® Ultra/Street/
Electra Glide Fairing**

#JMAA-1800HC06

**Installation
and Operation
Instructions**

Product Description

This exciting new J&M Performance Series fairing speaker amplifier kit has been designed specifically for use in the 2006-2013 Harley® Ultra/Street/Electra Glide fairing, with the Harley HK radio.

This is a full range class D amplifier and is spec'd at 90watts RMS per channel, both channels driven, continuous into a 2 ohm load @ 14.4vdc.

Amplifier mounts to the top of the custom made stainless steel bracket system, which has the slots in the bottom section to properly relocate the Harley CB and XM sat radio modules, if installed.

Custom made plug-n-play wiring harnesses are included with this amplifier kit, top quality heavy gauge power/ground wires are used for the fused battery connection, along with all necessary mounting hardware & complete installation/operation instructions.

Amplifier itself measures 6 ½" X 4 ¾" X 1 ¾".

Installation Instructions

1. Remove the outer fairing shell, seat, and fuel tank.
2. By following along the factory wiring harness, route the amplifier power harness from the fairing, under the fuel tank, and on to the battery. (removal of the fuel tank is necessary for proper installation)
3. After first disconnecting the negative battery cable from the battery, connect the positive (red) lead from the amplifier power harness directly to the positive post of the battery. Then connect the negative (black) lead from the power harness to the same bolt/stud on the frame that the negative battery cable is connected to. Then reconnect the negative battery cable to the battery. **(Figure A)** Do not connect the negative (black) lead from the amplifier to the negative post of the battery.
4. For Ultra's and other models with a CB and/or a SAT Radio installed, disconnect and remove them from the top of the factory radio. **(Figure B)** Replace the factory retention screws back into the radio. For models without a CB or SAT Radio, continue with the next step.
5. Remove both the left and right forward radio mounting bolts. Loosen but do not remove both the left and right rearward mounting bolts. **(Figure C)**
6. Position the J&M Amp/Bracket assembly above the radio and slide into position. (Remove tie-straps and re-position the factory wiring harness as needed to allow the amplifier to fit into place properly)
7. Replace the forward radio mounting bolts and then tighten all (4) of the mounting bolts. **(Figure D)**

Fig. A

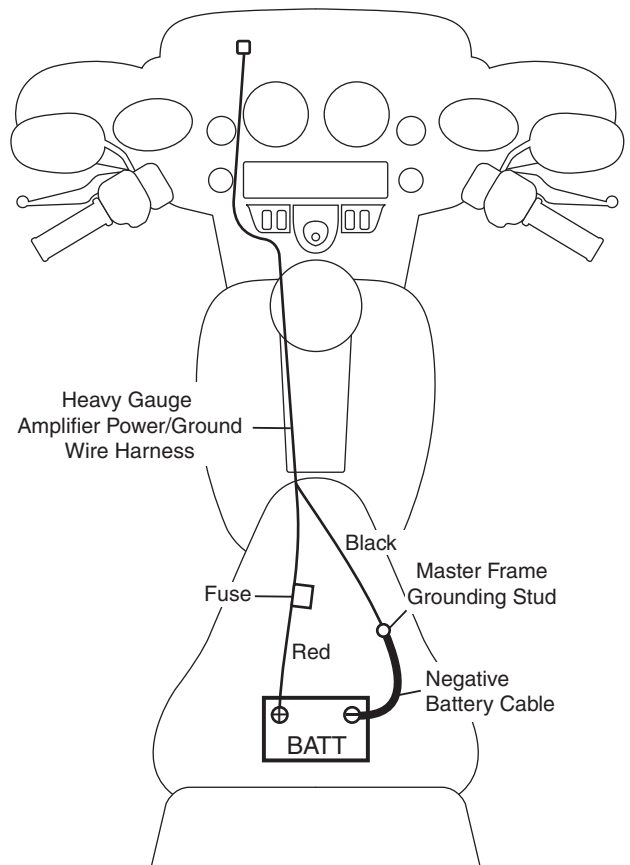
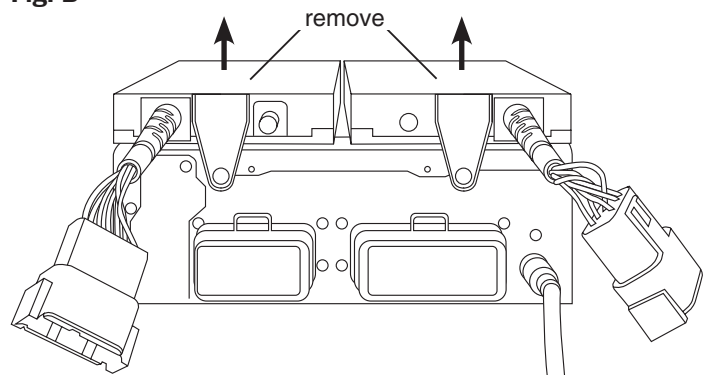


Fig. B



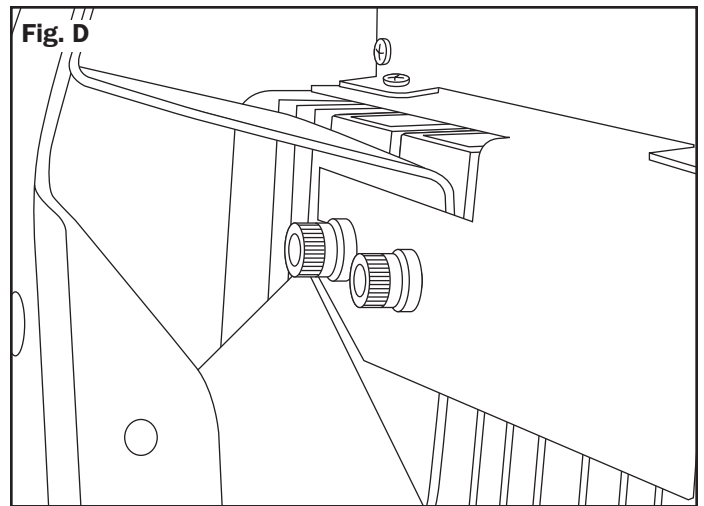
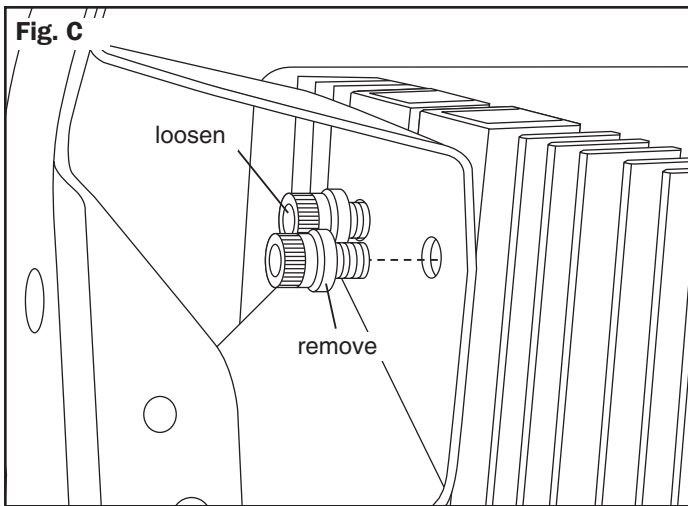
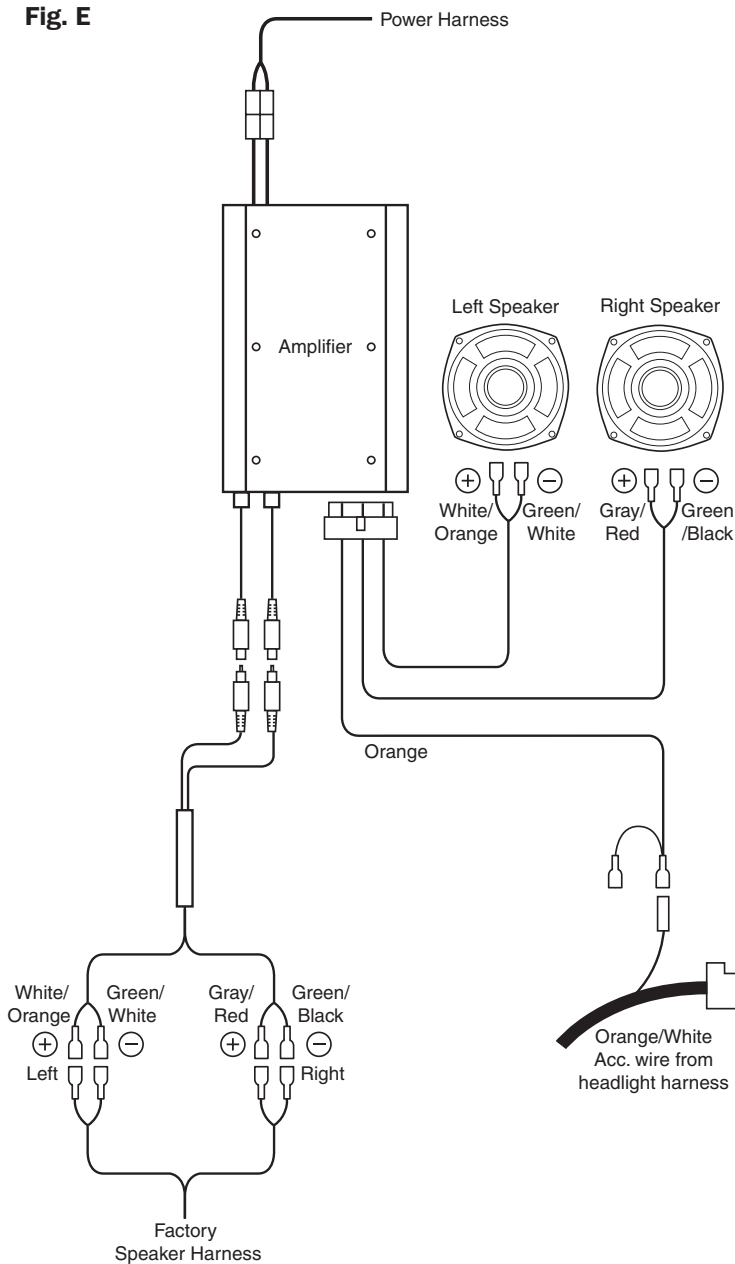


Fig. E



8. Make Amplifier/Speaker connections according to diagram. **(Figure E)**

FOR ULTRA'S AND MODELS WITH A CB AND/OR SAT RADIO, CONTINUE WITH STEPS (9) THRU (11), FOR BIKES WITHOUT A CB OR SAT RADIO, PROCEED TO STEP (12).

9. Install the previously removed CB and/or SAT Radio modules into the J&M lower mounting bracket and secure using the (2) 8-32x1/4 screws provided. (these are the longer of the remaining screws) **(Figure F)**

10. Position the lower bracket assembly below the factory radio and secure using the (4) remaining 8-32x3/16 screws provided. **(Figure G)** (Remove and re-secure any factory wiring attached to the bottom of the radio using the tie-straps provided)

11. Re-connect the CB and/or SAT Radio harness and antenna connectors.

12. Test the system for proper operation before reassembling the fairing, realizing that full sound quality and fidelity will not be heard until the outer fairing shell is completely reinstalled.

Fig. F

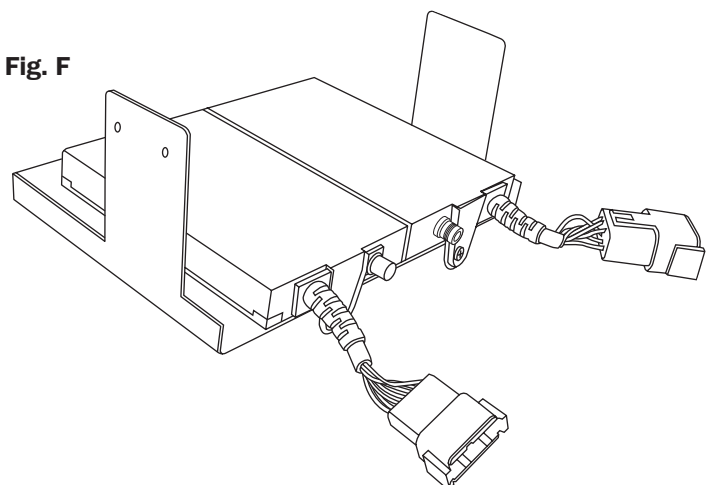
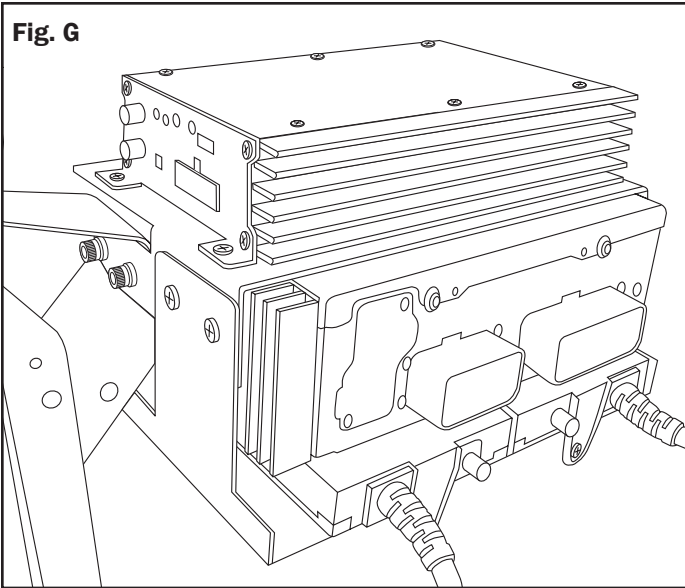


Fig. G



Specifications

JMAA-1800

Full Range Class D Amplifier

Output Power (RMS)
Stereo @ 2ohms 2 x 90 watts
Frequency Response -3dB 10Hz - 22kHz

Channel Separation >50dB
Input Sensitivity 0.2 - 10v

Thank you for the confidence you have shown in J&M Corporation by purchasing one of our innovative products.

If you have any question or comments about this product, you may contact us at USA 1-520-624-7000 Monday thru Friday, 8:00AM thru 5:00PM Mountain Standard Time.



1415 S. Cherry Avenue
Tucson, AZ 85713 U.S.A.
Tel (800) 358-0881
Website: <http://www.jmcorp.com>
E-mail: audio@jmcorp.com

WARRANTY AND REPAIR INFORMATION

TWO YEAR LIMITED WARRANTY In order to facilitate the servicing of this warranty, the Warranty Registration Form should be filled out and returned within 10 days of the date of purchase. However, return of the Warranty Registration Form is not a precondition of this warranty, and this Warranty will be observed by **J&M CORPORATION** whether or not the Warranty Registration Form is returned, on the condition that other satisfactory evidence of the date of the original purchase is provided to **J&M CORPORATION**.

WHO PROVIDES THE WARRANTY? This warranty is provided by **J&M CORPORATION**.

WHO IS PROTECTED? This warranty is extended only to the original owner of this J&M CORPORATION product and may not be transferred or assigned.

WHAT IS COVERED AND HOW LONG? This warranty covers all defects in material or workmanship of our product for a period of 2 years from date of original retail purchase. At its option, **J&M CORPORATION** will repair or replace any defective part(s) or equipment.

The provisions of the warranty shall not apply to any unit which has been subjected to misuse, neglect, incorrect mechanical or electrical installation, unauthorized modifications, accident, nor to units which have been repaired or altered outside of our factory.

PROCEDURE FOR OBTAINING PERFORMANCE OF WARRANTY In the event that the product does not conform to this warranty, the product should be shipped prepaid to the **J&M CORPORATION** service facility. Transportation charges, insurance fees, and labor costs for shipment, removal, or reinstallation of our product are not covered by this warranty. Loss or damage in shipment is the sole responsibility of the freight carrier.

FOR YOUR INFORMATION Repair as provided under this warranty is the exclusive remedy of the consumer. **J&M CORPORATION** shall not be liable for any incidental or consequential damages or for breach of any express or implied warranty on this product. Except to the extent prohibited by applicable law, any implied warranty of merchantability or fitness for a particular purpose on this product is limited in duration to the duration of the warranty. Some states do not allow the exclusion or limitation of incidental or consequential damages, or allow limitations on how long an implied warranty lasts, so the above limitations or exclusion may not apply to you. This warranty gives you specific legal rights which vary from state to state.

J&M CORPORATION reserves the right to make changes in design and to make improvements in its products without the obligation to incorporate the changes or improvements in any of its previously manufactured products.

J&M CORPORATION has not authorized anyone to make representations or warranties other than the warranty contained herein.

The above warranty is effective for all products manufactured after 10/01/86.

NON-WARRANTY REPAIR RATES **J&M CORPORATION** reserves the right to change the labor repair rates without prior notice. At the time of this printing the out-of-warranty repair is \$40 per hour for labor only. However, the customer is advised to verify the current rate when he/she calls customer service to obtain the return authorization number.

FACTORY SERVICE ADDRESS J&M Corporation, 1415 S. Cherry Avenue, Tucson, Arizona, 85713, U.S.A. Tel: 1-800-358-0881 audio@jmc Corp.com www.jmc Corp.com

CUSTOMER SERVICE NUMBER 1-800-358-0881



WARRANTY REGISTRATION FORM

Please fill out this card completely and mail it immediately after purchase. Please be sure that your zip code and serial number (if applicable) are legible. This will help us to serve you better.

(PLEASE PRINT)

Name _____

Address _____

City _____ State _____ Zip _____

Motorcycle Other E-mail _____

Make _____ Model _____ Year _____

Product part number _____

Serial number (if applicable) _____

Date of purchase _____

Name of dealer it was purchased from _____



Mail to:
J&M Corporation
1415 S. Cherry Avenue
Tucson, AZ 85713
U.S.A.